

# LD64 & LD65



Miniature In Ground LED Path Marker

Data sheet - Page 1



Design: Brilliant Lighting Project: Private Residence Product: LD64

Ultra small, robust, single LED marker light and floorwash luminaire. The LD64/65 utilises a specially designed reflector to produce a soft focused beam of light. Available with a single or double output it is ideal for pathways and steps. The LED colours look fantastic!

## Key Features

- Manufactured from a single billet of 316 stainless steel
- No visible fixings
- Minimal aesthetic
- LD64 produces a single 120° angle of illumination
- LD65 produces 2 x 120° angles of illumination
- Integral anti wicking barrier increases protection against moisture ingress due to incorrect IP rated cable connections
- Fixing using O-rings and a first fix sleeve
- Rated IP67 for exterior or interior pathways, staircases and walls
- Available with Switch, 0-10V, DMX, Dali or Mains dimmable drivers

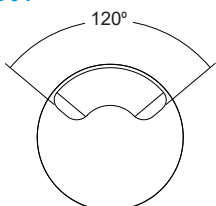
## Specification

Applications				
Beam Angles	120°(LD64) or 2 x 120° (LD65)			
LED type	1 x Cree XPG2			
Colour temperature	2700K / 3000K		5000K	
Drive Current (mA)	350	500	350	500
LED power* (W)	1.2W	1.7W	1.2W	1.7W
CRI (typical)	93	93	75	75
Forward voltage (V) <sub>100</sub>	3.0V	3.2V	3.0V	3.2V
LED lifetime (to 70% lumen maintenance)	50,000hrs at a max ambient temperature of 35°C (if specifying fitting in ambient temperatures of up to 45°C run at 350mA max, LD64/65-350)			
Materials	Machine finish 316 stainless steel			
Wiring	Comes pre-wired with 2 core 100mm lead, can be specified with up to 10m at extra cost			
IP rating	IP67			

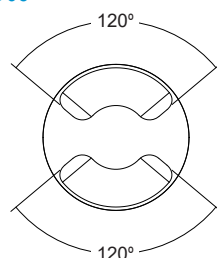
\* LED wattage includes losses associated with using an 85% efficient driver



LD64



LD65



# LD64 & LD65

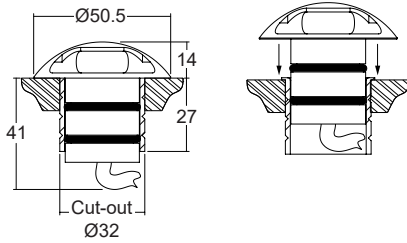
Miniature In Ground LED Path Marker





Data sheet - Page 2

## Dimensions & Fixing Options

### /480 - O-rings and sleeve


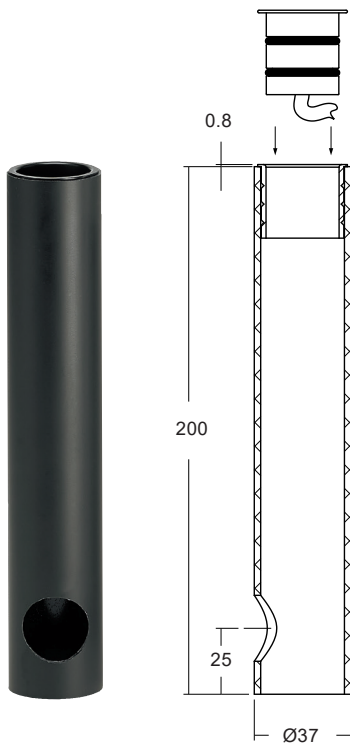


(Dimensions in mm)



### /480GT - Ground tube

The in-ground tube has been designed for applications where a recessed uplighter is required in soil or gravel surfaces. The tube can be buried with the necessary wiring, and then the fitting installed after the landscaping work has been completed. It is supplied with the fixing sleeve bonded into the tube, and can be cut down on site.



Design: Light IQ Project: Private Residence Product: LD64



# LD64 & LD65

Miniature In Ground LED Path Marker



Data sheet - Page 3



Design: BDP Lighting Design Project: Liverpool One Product: LD64 Special

## Order Codes and Options

Product code	LED colour	Finish	Fixing
LD64/65 - 350 - 500	<input type="text"/>	<input type="text"/>	<input type="text"/>

Example: LD64-500 / LW30 / Stainless steel / 480

### Product codes with output options

350mA 1.2W	<b>LD64-350</b> LD65-350	500mA 1.7W	<b>LD64-500</b> LD65-500
------------	-----------------------------	------------	-----------------------------

### LED colour options

LED colour options	Suffix
Super Warm White (2200K)	/LW22
Extra Warm White (2700K)	/LW27
Warm White (3000K)	/LW30
White (4000K) - on request	/LW40
Cool White (5000K)	/LW50
Blue	/LB
Green	/LG
Red	/LR
Amber	/LA

\*Other LED colour temperatures are available. Please speak to a member of our sales team.

### Finish options

Stainless steel 316  
 Polished and passivated stainless steel (for marine environments)  
 Flamed solid bronze (antique finish)

### Fixing options

First fix sleeve and O-rings	/480
Ground tube	/480GT

### Use with 350mA or 500mA constant current LED drivers

We have a wide range of dimmable LED drivers, 0-10V, DMX, DALI and Mains dimmable. Please see the downloads section on our website:  
 To run 1-14 LD64/65-350 in series use a TXDEL350D (0-10V dimmable)  
 To run 1-14 LD64/65-500 in series use a TXDEL500D (0-10V dimmable)